



Technical Data Sheet

OMICRON-UVR



OMICRON-UVR monitors AC voltage of a system/equipment and protects it from under-voltage issues. With its settable time delay settings and reliable protection mechanisms, this relay efficiently monitors voltage levels and automatically disconnects loads such as HVAC systems and control panels when under voltage conditions are detected.

Special Features

- Compact size 17.5 mm
- True RMS measurement
- Under voltage protection
- Fixed nominal voltage, Trip point.
- Self powered
- 1CO relay configuration
- LED indications with multiple states for easy diagnosis
- Restart/Power-On Delay

Application

Motor protection, Server rooms, Control system, Air Conditioning Systems

Parameter Settings

1. Nominal AC Voltage (Vn) (Fixed)	3P 4W : 415 VLL / 240 VLN 400 VLL / 230 VLN 380 VLL / 220 VLN
	1P 2W : 240 VLN / 230VLN / 220 VLN
2. Under Voltage Trip point	75% (Fixed) of Nominal Value
3. Hysteresis value	2% (Fixed) of Nominal Value
4. Restart / Power On Delay	5-15 Minutes (Variable)

Power On Delay: Delay time starts after powering on the device,once healthy voltage is detected.

Restart Delay: Delay time after detection of healthy voltage once UV fault condition is removed.

LED Indication	Continuous ON	Blinking	OFF
P-ON	Power ON	Restart Delay/ Power-On	Power OFF
RLY	Healthy Condition	-----	Under Voltage Condition

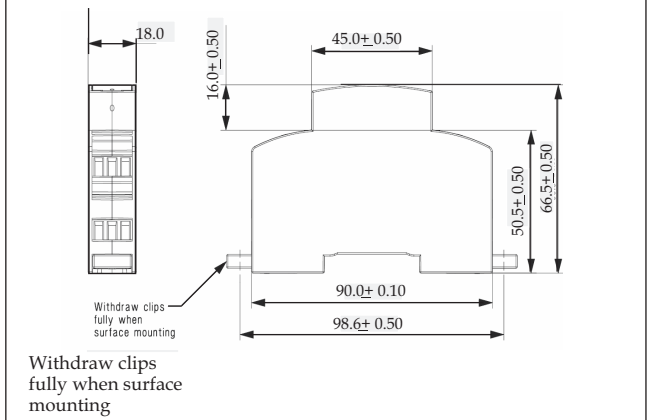
Technical Specifications

Input Voltage	
Nominal Input Voltage (AC RMS)	3P4W : 415 VLL / 400 VLL / 380 VLL 1P2W: 240 VLN / 230 VLN / 220 VLN
Max Continuous Input Voltage	127% of nominal value
Nominal Frequency	50 / 60 Hz
Input Voltage Burden for supply(B) phase @ Nominal Voltage & Frequency	< 16 VA
Operating Measuring Ranges	
Voltage Range	70...125% of nominal value
Operating Reference condition	
Reference Condition	23°C +/- 2°C
Input waveform	Sinusoidal (distortion factor 0.005)
Input Frequency	48-63 Hz ± 2%
Accuracy	
Accuracy	± 3 % of Nominal Value
Restart/Power On Delay	5-15 Minutes
Restart/Power On Delay Accuracy	± 0.8 Sec
Response Time	
Less than 200 msec	

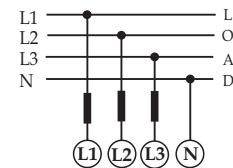
Technical Specifications

Applicable Standards	
Safety	IEC 61010-1-2010
IP for water & dust	IP for water & dust IEC60529 (IP 20)
Pollution degree	2
Installation category	CAT III
High Voltage Test	2.2 kV AC, 50Hz for 1 minute between all Electrical circuits.
Environmental	
Operating temperature	-10 to +55°C
Storage temperature	-25 to +70°C
Relative humidity	0...90% non condensing
Shock(as per IEC 60068-2)	30gn (300 m/s ²), duration 18ms
Vibration	10...55 Hz, 0.15mm amplitude
Relay Contacts	
Types of output	1CO
Contact Ratings (Res. Load)	5A/250VAC/30VDC (resistive load)
Mechanical Endurance	1x10 ⁷ OPS
Electrical Endurance	1x10 ⁵ OPS
Mechanical Attributes	
Weight	80 gm Approx
Length	66.5 ± 0.5 Cm
Height	98.6± 0.5 Cm
Width	18 ± 0.5 Cm

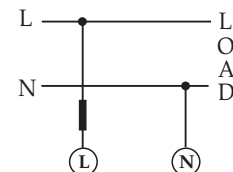
Dimensions Details



Electrical Connection

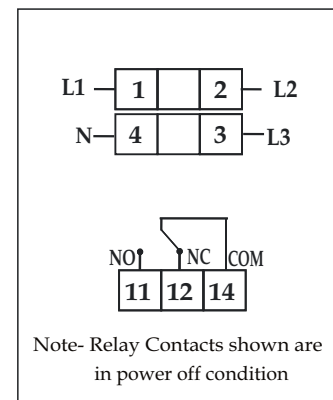


3 Phase 4 wire



1 Phase 2 wire

Terminal details



Wiring Guidelines

Input Wire Size	1 to 2.5 Sq.mm
Voltage Tightning Torque	0.4Nm

All the dimensions are in mm.

Ordering information

Product Code	UV10-	X	X	X	1	1	1	0	0	0	0	0ST
Model type for UV10	Voltage protection relay	V										
System Type for UV10	1P		1									
	3P		3									
System Voltage for UV10	220 VLN			1								
	230 VLN			2								
	240 VLN			3								



sifam tinsley
PRECISION INSTRUMENTATION

Sifam Tinsley Instrumentation Inc.
3105, Creekside Village Drive,
Suite No. 801, Kennesaw,
GA 30144 (USA)
E-mail Id : psk@sifamtinsley.com
Web : www.sifamtinsley.com
Contact No. : +1 404 736 4903

Sifam Tinsley Instrumentation Ltd
Unit 1 Warner Drive,
Springwood Industrial Estate
Braintree, Essex, UK, CM72YW
E-mail: sales@sifamtinsley.com
Web: www.sifamtinsley.com/uk
Contact: +44(0)1803615139